

Monthly Meeting

Monthly meetings are held on the second Monday of each month at All Saints Episcopal Church 501 S Phoenix in Russellville at 7:00 PM. The Board meeting begins at 6:00 PM.

Fly Tying

The fly tiers meet every Monday except the Monday of the monthly meeting at All Saints Episcopal Church 501 S Phoenix in Russellville. We begin at 7:00 PM.

Come on down to tie, tell your latest fish story, or just be around other folks who also have this fly-fishing thing real bad.

Good Fishing Links

CADDIS on-line

www.caddisflyfishers.org.

Mountain River Fly shop

These folks have supported our banquets well / let them know we appreciate them.

www.mtriverflyshopstore.com

Bass on the Page

This is not your expected bubbabassguy site.

Especially check out the fly fishing for bass and smallmouth books pages.

<http://hometown.aol.com/BasSBks/index.html>

Water levels and releases

Check 'em out before you leave:
www.swpa.gov/generation.html

CADDIS CALENDAR 2009

Jan. 12th – monthly CADDIS Club meeting night 7:00 p.m. at All Saints Episcopal Church

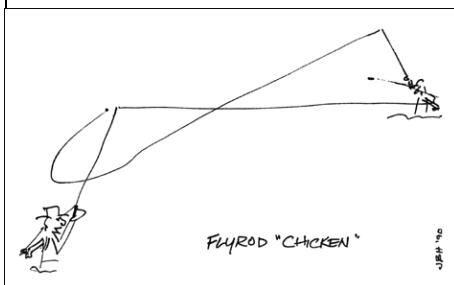
Feb. 7th – CADDIS Rotary Vice Tie-in with Mike Clark at Dardanelle State Park Visitor's Center. 10 'til 2 on a Sat.

March 7th – Annual CADDIS banquet at Chambers Cafeteria on the Tech campus. 6 p.m. on a Sat.

April 7th – CADDIS/AG&FC FlyFishing Clinic at the Hughes Center. 6 p.m. on a Tues.

Check CADDIS website at www.caddisflyfishers.org. Ron keeps making it better and better.

"Fly-fishing is the most fun you can have standing up." Arnold Gingrich, 1969



Fly Tiers Corner

Dan Terry

Red Neck Rabbit Streamer

Now that we might be needing to fill out some fly boxes for the fast approaching season this one caught my eye for its' apparent simple effectiveness:



Hook: Steamer Hook # 6-#2

Thread: 6/0 (to match wing color)

Eyes: Hour Glass Eyes (painted)

Body: Pearl Chenille (choice of color)

Throat: Red Saddle Hackle

Wing: Zonker Strip (choice of color)

How simple is this one? Attach lead eyes Clouser style and wrap on a generic glitter chenille body of your choice. Next add a red hackle collar. Now poke one end of a strip of rabbit over the hook to the bend out back leaving a little extra for a tail. Tie the other end off at the eye in front and we've got her done.


And this fast tie meets all my requirements for a proper bass fly:

- a little flash
- a little wiggle
- a little red
- some big 'ol eyes

Caddis fly fisher's please remember:

Let our local and national vendors know when you're buying or talking with them that we greatly appreciate their contributions.

Please let the editor know what you would like to see included or changed. The suggestion box is always open.



Spring ain't far.

A jaunt out to the original Cedar Piney water supply for

Danville got me to thinking about a possible CADDIS trip just as soon as the weather permits.

This was a hike in only situation until last fall when the access road was opened again for the first time in over thirty years. Some ignorant illegal dumping had shut it down in the mid 70's.

A parking area and even a boat ramp are now included. No gas motors are allowed which should encourage folks like us.

This lake is a bit larger than Spring Lake and has been only lightly fished for a generation because of the access problems. It is located a couple miles down a dirt county road off Hwy. 10 between Havana and Belleville.

At one time I kept a small boat chained to a tree here and quite a few others are still here. I've dragged in a small canoe and done well with Kentucky's here on several early spring days during recent years. I've personally seen a 9 and an 11 pound largemouth that were both caught here in past years.


The only reason this spot is coming off of my "I'll never tell" list now is because of the new easy access. In another year or two I suspect it will be hit hard.

A CADDIS flotilla of fly flingers out on this water one Saturday morning would sure look fine.

Dan Terry

Three-fourths of the Earth's surface is water, and one-fourth is land. It is quite clear that the good Lord intended us to spend triple the amount of time fishing as taking care of the lawn.

~Chuck Clark



The Book Review

Dan Terry

Smallmouth Fly Fishing
Tim Holschlag, Smallmouth Angler Press, 2005, 326 p. paperback.

I first heard of Tim Holschlag in the early 90's via an earlier general smouthmouth book he wrote back then. We both probably used more spinning and even baitcasting tackle in those days.

His Smallmouth Alliance connection had caught my attention. We even had an active Arkansas Chapter for a few years but were so spread out all over the state that we eventually disbanded.

This latest effort reflects his evolution into a fledged full fly fishing guide and entrepreneur. Holschlag lives up north and presents practical down to earth methods and ideas that remind me of Dave Whitlock, Ron Knight, and the late Tom Nixon.

This is well written and presents some unique viewpoints. A direct order from Holschlag's website at www.smallmouthangler.com got me an autographed copy without all the Hasting's ordering hassle.



FLY FISHING COMPETITIONS
FLOAT TUBE DRAG RACING

Now that Marcia got me that new float tube at the Conclave auction I'd like to see what it'll do. Maybe we can line them up at a Cedar Piney trip for pink slips or a LeMans start or something.

DT

Fishing versus Catching

By Capt. Bryon Chamberlin –
Taken from the Tampa Bay Fly
Fishing Club Newsletter

I define FISHING as the act of casting the fly rod, fly line, getting the fly into the water and retrieving it back. My definition of CATCHING is the act of casting the fly rod, fly line, getting the fly into the water and retrieving it back with a FISH at the end of the line. Unfortunately, too many fly anglers are spending too much time FISHING and not enough time CATCHING. By learning to manipulate the fly to elicit more strikes will put you more often than not, into the CATCHING column.

As a saltwater fly fishing guide, I get to fish with lots of different anglers with varying skill levels.

One of the most common questions that I get at the beginning of the trip is, "How do I work the fly?" My answer usually starts off with, "Well, that depends..." You see, every scenario is different, so there can be an infinite amount of answers, but to narrow things down, I'll give you a few "Rules of Thumb". I'll also break it down into two types of fishing techniques, blind casting and sight fishing.

Blind casting is a great technique to cover water and find fish. Here are some tips to improve your catch ratio while employing this method. Most flies have no natural movement, so the angler must impart the action into the fly in order to get a fish to eat your offering. This is done by "stripping" the fly line and moving the fly. How one strips directly influences how many bites you will get during any given day. Slow, steady and long strips generally don't catch many fish. I find that more people find success by employing an erratic, quick but short stripping technique. You know you are doing it right when you hold the rod tip about 6 inches above the water, and at the start of each strip, the fly line comes off the surface of the water and showers off water droplets. Strips are generally short (4 to 6 inches) and use lots of quick wrist action similar to throwing a dart. Don't forget about the power of the "pause". Throw in a few pauses during the retrieve. Pausing for a second or two allows the fly to sink just a bit and also gives the fish some time to come over and investigate your fly. Strikes often occur on the next strip of the fly, as it looks to the fish as if its prey is trying to escape in a last ditch

effort. Another quick tip that will help you catch a few more fish, is to allow your fly to sink a little before you start your retrieve. This allows the fly to get down to the fish's level. Fish that are not aggressively feeding are more likely eat your fly if it swims by their face instead of speeding by over their head.

Sight fishing is the most difficult, but most rewarding form of fly fishing. Here, if the initial cast doesn't spook the fish, the retrieve is the most important thing to get that fish to eat your fly. Fortunately, you have some hints given to you by the fish, if you can successfully read their body language. Slight changes in the fish's direction and speed of travel can indicate that the fish has seen your fly. More subtle clues, such as changes in fin angle, spread or even color can indicate that the fish has noticed something. Your next move will generally determine if you are successful or not in getting the strike.

To help with the mental picture, let's create a scenario that everyone has experienced, that is very similar to many sight fishing situations. Picture a cat lying down under the kitchen table, and you are sitting on the couch in the living room. You have a toy mouse on a string. You toss the mouse about 10 feet from the cat. The cat opens its eyes, moves its head slightly, and trains its ears toward the mouse. Now you have the cat's attention, but the cat is still lying down. What's your next move? Give the mouse a little wiggle. If you pull the mouse away at this point, the cat is going to continue to lay there. The point here is to tease the cat until it finally pounces on the mouse.



Now apply that mental game to the fish you just threw to. I generally let the fish make the first move by either moving toward the fly or by giving me some other indication that the fish has seen the offering. My next move is usually a short strip that hops the fly. Let the fish's natural curiosity bring the fish over the rest of the way. As the fish closes in for the kill, I usually give the fly 2 or 3 more quick, short hops. This gives the fish the impression that its prey is trying to escape, but it isn't too successful at doing so. The key is to let the fish overtake the fly without giving it that "I give up" look. Prey items fight to the last, and do everything in their power to escape from being eaten. However, on the other hand, you don't want to have your fly be too successful in escaping its pursuer. Fish will only expend so much energy during a chase, so you don't want to pull the fly away too fast. By giving short and quick hops, you are giving the illusion the fly is trying to escape, but you are allowing the fish to easily eat the fly.

With a little practice, and the implementation of a few of these tips, you'll be catching more fish on your many adventures to come.

- FFF Enters National Anglers' Legacy Partnership -

FFF has entered an exciting national partnership with the Recreational Boating and Fishing Foundation (RBFF) – launching a national Anglers' Legacy pledge drive. Anglers' Legacy

encourages avid anglers to share their passion for both fishing and our cherished aquatic resources, by taking the Anglers' Legacy "Pledge" and becoming Anglers' Legacy ambassadors.

Becoming an Anglers' Legacy ambassador is very easy – it is free, and takes *less* than a minute. In "taking the pledge" – and becoming an Anglers' Legacy ambassador -- we promise to introduce at least one new person to the sport of fishing each year: <http://www.takemefishing.org/community/anglers-legacy/take-the-pledge/promo/FEDFLY08>

In this simple commitment to pass on and mentor someone new to fishing, we can do much for our sport, our home waters and conservation efforts as well as for FFF and our local clubs. We should all take time to pass on the legacy...after all, someone did that for us during our lives...***It's time for us to share our sport with another person.***

FFF has set a goal of having 8,000 members and fellow anglers "take the pledge" to introduce someone new to fly fishing. ***To achieve this, we need local fly fishing clubs to step up and help with this campaign to pass along our beloved sport to the next generation of anglers.***

Please consider taking time to communicate this campaign -- and our Angler Legacy discount (\$15) membership incentive -- to your club members, and encourage them to "take the Pledge." The attached news story (below) can be readily used by fly-fishing clubs in their member communications -- and it outlines, in detail, the FFF

membership incentive that can help those clubs earn additional free fly rods.

If you need any additional information or materials, please feel free to contact Josset Gauley at the FFF office josset@fedflyfishers.org , or Jeff Sedor at RBFF jseidor@rbff.org .

Many thanks for your support.

Federation of Fly Fishers Launches National Anglers' Legacy Pledge Drive

FFF Sets Goal of 8,000 Members to Take Pledge; Member and Club Incentives Included In the Pledge Drive

The Federation of Fly Fishers has teamed with the Recreational Boating and Fishing Foundation (RBFF) in a national campaign to introduce newcomers to fly fishing. Anglers' Legacy encourages avid anglers to share their passion for fishing and "[Take the Pledge](#)" --a promise to take at least one new person fishing during the coming year. FFF has set a goal of having 8,000 members and fellow anglers take the Anglers' Legacy Pledge between now and March 2009, and has developed an incentive program to reward members and the newcomers they introduce to fly fishing.

"The Anglers' Legacy Pledge aligns perfectly with FFF's mission of education through the sport of fly fishing," said FFF President and



CEO R.P. "Pete" VanGytenbeek. "It's fitting that we're the first national fly fishing organization to participate in this important endeavor that promotes fishing, specifically fly fishing, to future generations."

According to a 2008 [survey](#) of Ambassadors, most take more than four people a year fishing and also purchase 3.2 fishing licenses. To date, the Anglers' Legacy program has signed on more than 75,000 Ambassadors nationwide.

Special Incentive Program Rewards Ambassadors and Newcomers

To help boost the pledge drive, FFF is offering an incentive that is beneficial to current and potential members, newcomers and local clubs. Once FFF members pledge to become an ambassador, they can offer a \$15 discounted FFF membership to those friends and family they introduce to the sport. FFF will also extend the \$15 discount membership to all new Ambassadors (who are not currently FFF members) and the newcomers they take fishing.

"Becoming an Ambassador can also help increase membership in our local fly fishing clubs because FFF-member Ambassadors can use the opportunity to recruit their newcomers to join their local clubs" said VanGytenbeek. "This also increases their club's ability to earn additional free fly rods through the existing incentive program to have more FFF members represented in local fly clubs.

In order track FFF's progress towards the 8,000 ambassador goal, members are encouraged to access

the Anglers' Legacy Pledge site directly through the FFF Web site. Visit www.fedflyfishers.org and click on the Anglers' Legacy logo - - located on the home page -- which takes you directly to the Anglers' Legacy Web site.

To obtain the half-price membership, members must do the following:

- Once you take the Pledge, print the "thank you" message (which appears onscreen after the pledge has been submitted online) and retain it so your newcomer can receive the \$15 membership.
- Then visit <http://www.fedflyfishers.org/Default.aspx?tabid=4971> and print out the membership form & attach the printed "thank-you" page to the newcomer's FFF membership form and a \$15 check and mail it to FFF.
- *If a newcomer decides to join your local club, be sure to record your club's name on the membership form in order to receive credit towards free fly rods.*

Remember – when taking the Pledge directly from the AnglersLegacy.org Web site, one must enter this promo code: **FEDFLY08**. This way, FFF gets "credit" toward its goal.

"Becoming an Ambassador is very easy, and at the same time, can do so much for our sport, our home waters and conservation efforts as well as for FFF and our local clubs," said Van Gytenbeek. "We should all take the Pledge to pass on the legacy...after all, someone did that for us during our lives. It's time for us share our sport with another person."

**CADDIS Fly Fishing Club
Dedicated to promoting the
enjoyment of fly fishing
through education,
conservation and
sportsmanship.**

FLYLINES EDITOR

Dan Terry
11739Hwy.80
Danville, AR72833
(479)495-2053